

TECHNICAL REFERENCE

SLIDE GUIDE

BALL SPLINE
ROTARY BALL SPLINE
STROKE BALL SPLINE

TOPBALL® PRODUCTS

SLIDE BUSH

SLIDE UNIT

STROKE BUSH
SLIDE ROTARY BUSH

SLIDE SHAFT

SLIDE WAY/GONIO WAY
SLIDE TABLE
MINIATURE SLIDE

ACTUATOR

SLIDE SCREW

DEFINITIONS AND INDICATIONS OF GEOMETRICAL DEVIATIONS

INDICATIONS OF GEOMETRICAL TOLERANCES ON DRAWINGS

STRAIGHTNESS Straightness indicates the degree of deviation of a straight portion from the geometrical straight line.

<p>Straightness of two directions perpendicular to each other (Axis of a rectangular parallelepiped)</p>	<p>Space inside the prism enclosed by two pairs of parallel planes with intervals of 0.2 mm and 0.1 mm in the directions of indicated arrows</p>
<p>Straightness with no direction defined (Axis of a cylinder)</p>	<p>Space inside a cylinder with a diameter of 0.08 mm</p>
<p>Straightness of a surface element (Generatrix of a cylinder)</p>	<p>Space between a pair of parallel straight lines with an interval of 0.1 mm on an arbitrary plane including an axis</p>

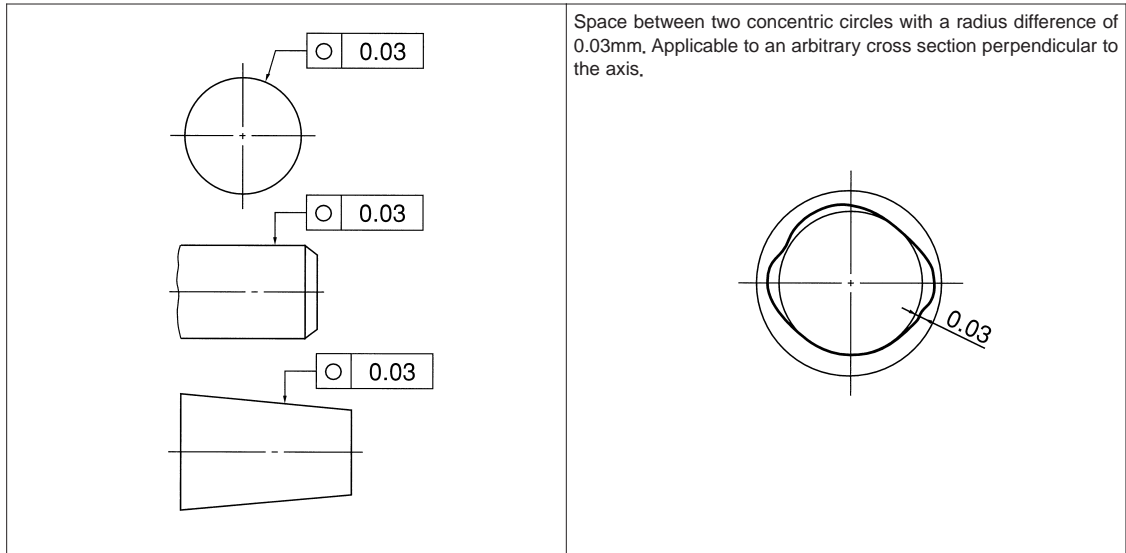
FLATNESS

Flatness indicates the degree of deviation of a flat portion from the geometrical plane

<p>General flatness</p>	<p>Space between a pair of parallel planes with an interval of 0.1 mm</p>
-------------------------	---


ROUNDNESS

Roundness indicates the degree of deviation of a round portion from the geometrical circle.



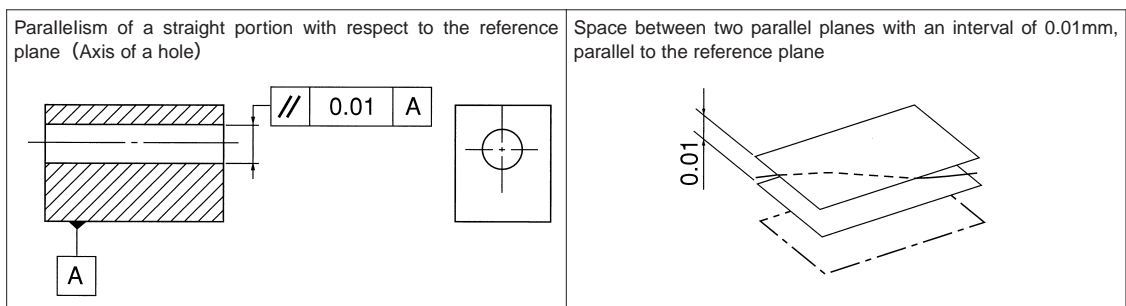
CYLINDRICITY

Cylindricity indicates the degree of deviation of a cylindrical portion from the geometrical cylindrical surface.



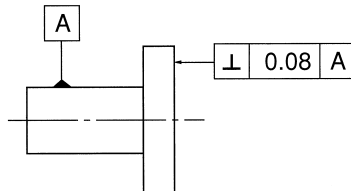
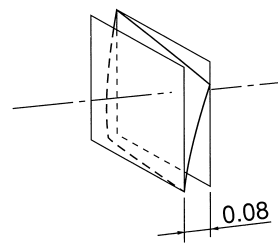
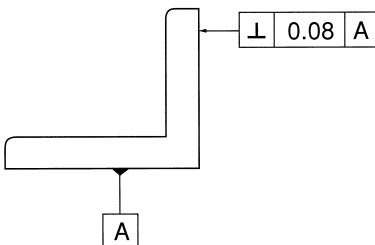
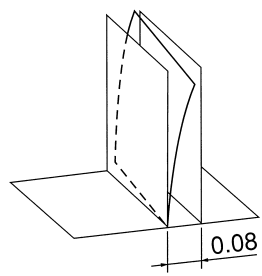
PARALLELISM

Parallelism assumes a combination of two straight portions, a straight portion and a flat portion, or two flat portions which must be parallel to each other. Parallelism indicates, with one of the two portions as a reference, the degree of deviation of the other straight or flat portion from the geometrical straight line or plane parallel to the reference straight line or plane.



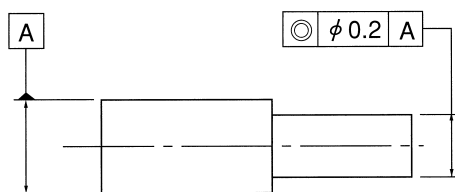
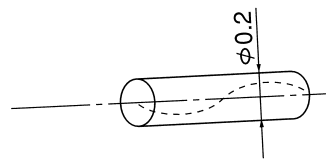
SQUARENESS

Squareness assumes a combination of two straight portions, a straight portion and a flat portion, or two flat portions which must be perpendicular to each other. Squareness indicates, with one of the two portions as a reference, the degree of deviation of the other straight or flat portion from the geometrical straight line or plane perpendicular to the reference straight line or plane.

<p>Squareness of a flat portion with respect to the reference straight line (with the axis of a cylinder as a reference)</p> 	<p>Space between two parallel planes with an interval of 0.08 mm, perpendicular to the reference straight line</p> 
<p>Squareness of a flat portion with respect to the reference plane</p> 	<p>Space between two parallel planes with an interval of 0.08 mm, perpendicular to the reference plane</p> 

CONCENTRICITY

Concentricity indicate the degree of deviation from the axis which must be on the same straight line as the reference axis.

<p>Concentricity of a cylindrical portion</p> 	<p>Space inside a cylinder with a diameter of 0.2 mm, concentric with the reference axis</p> 
---	--

Hardness conversion table

Rockwell C scale hardness HRC (load 150 kg)	Vickers Hardness HV	Brinell hardness HB		Rockwell hardness		Shore hardness HS
		standard sphere	tungsten sphere	HRA A scale load 60 kg Barle pressure point	HRB B scale load 100 kg 1/16-inch-diameter sphere	
68	940	-	-	85.6	-	97
67	900	-	-	85.0	-	95
66	865	-	-	84.5	-	92
65	832	-	739	83.9	-	91
64	800	-	722	83.4	-	88
63	772	-	705	82.8	-	87
62	746	-	688	82.3	-	85
61	720	-	670	81.8	-	83
60	697	-	654	81.2	-	81
59	674	-	634	80.7	-	80
58	653	-	615	80.1	-	78
57	633	-	595	79.6	-	76
56	613	-	577	79.0	-	75
55	595	-	560	78.5	-	74
54	577	-	543	78.0	-	72
53	560	-	525	77.4	-	71
52	544	500	512	76.8	-	69
51	528	487	496	76.3	-	68
50	513	475	481	75.9	-	67
49	498	464	469	75.2	-	66
48	484	451	455	74.7	-	64
47	471	442	443	74.1	-	63
46	458	432	432	73.6	-	62
45	446	421	421	73.1	-	60
44	434	409	409	72.5	-	58
43	423	400	400	72.0	-	57
42	412	390	390	71.5	-	56
41	402	381	381	70.9	-	55
40	392	371	371	70.4	-	54
39	382	362	362	69.9	-	52
38	372	353	353	69.4	-	51
37	363	344	344	68.9	-	50
36	354	336	336	68.4	(109.0)	49
35	345	327	327	67.9	(108.5)	48
34	336	319	319	67.4	(108.0)	47
33	327	311	311	66.8	(107.5)	46
32	318	301	301	66.3	(107.0)	44
31	310	294	294	65.8	(106.0)	43
30	302	286	286	65.3	(105.5)	42
29	294	279	279	64.7	(104.5)	41
28	286	271	271	64.3	(104.0)	41
27	279	264	264	63.8	(103.0)	40
26	272	258	258	63.3	(102.5)	38
25	266	253	253	62.8	(101.5)	38
24	260	247	247	62.4	(101.0)	37
23	254	243	243	62.0	100.0	36
22	248	237	237	61.5	99.0	35
21	243	231	231	61.0	98.5	35
20	238	226	226	60.5	97.8	34
(18)	230	219	219	-	96.7	33
(16)	222	212	212	-	95.5	32
(14)	213	203	203	-	93.9	31
(12)	204	194	194	-	92.3	29
(10)	196	187	187	-	90.7	28
(8)	188	179	179	-	89.5	27
(6)	180	171	171	-	87.1	26
(4)	173	165	165	-	85.5	25
(2)	166	158	158	-	83.5	24
(0)	160	152	152	-	81.7	24

shaft dimensional tolerance

diameter category mm		a13	c12	d6	e6	f5	f6	g5	g6	h5	h6	h7	h8	h9	h10
greater than	or less	upper lower	upper lower	upper lower	upper lower	upper lower	upper lower	upper lower	upper lower	upper lower	upper lower	upper lower	upper lower	upper lower	upper lower
3	6	- 270 - 450	- 70 - 190	- 30 - 38	- 20 - 28	-10 -15	- 10 - 18	- 4 - 9	- 4 -12	0 - 5	0 - 8	0 -12	0 -18	0 - 30	0 - 48
6	10	- 280 - 500	- 80 - 230	- 40 - 49	- 25 - 34	-13 -19	- 13 - 22	- 5 -11	- 5 -14	0 - 6	0 - 9	0 -15	0 -22	0 - 36	0 - 58
10	14	- 290 - 560	- 95 - 275	- 50 - 61	- 32 - 43	-16 -24	- 16 - 27	- 6 -14	- 6 -17	0 - 8	0 -11	0 -18	0 -27	0 - 43	0 - 70
14	18														
18	24	- 300 - 630	-110 - 320	- 65 - 78	- 40 - 53	-20 -29	- 20 - 33	- 7 -16	- 7 -20	0 - 9	0 -13	0 -21	0 -33	0 - 52	0 - 84
24	30														
30	40	- 310 - 700	-120 - 370	- 80 - 96	- 50 - 66	-25 -36	- 25 - 41	- 9 -20	- 9 -25	0 -11	0 -16	0 -25	0 -39	0 - 62	0 -100
40	50														
50	65	- 340 - 800	-140 - 440	-100 -119	- 60 - 79	-30 -43	- 30 - 49	-10 -23	-10 -29	0 -13	0 -19	0 -30	0 -46	0 - 74	0 -120
65	80														
80	100	- 380 - 920	-170 - 520	-120 -142	- 72 - 94	-36 -51	- 36 - 58	-12 -27	-12 -34	0 -15	0 -22	0 -35	0 -54	0 - 87	0 -140
100	120														
120	140	- 460 -1090	-200 - 600	-145 -170	- 85 -110	-43 -61	- 43 - 68	-14 -32	-14 -39	0 -18	0 -25	0 -40	0 -63	0 -100	0 -160
140	160														
160	180														
180	200	- 660 -1380	-240 - 700	-170 -199	-100 -129	-50 -70	- 50 - 79	-15 -35	-15 -44	0 -20	0 -29	0 -46	0 -72	0 -115	0 -185
200	225														
225	250														
250	280	- 920 -1730	-300 - 820	-190 -222	-110 -142	-56 -79	- 56 - 88	-17 -40	-17 -49	0 -23	0 -32	0 -52	0 -81	0 -130	0 -210
280	315														
315	355	-1200 -2090	-360 - 930	-210 -246	-125 -161	-62 -87	- 62 - 98	-18 -43	-18 -54	0 -25	0 -36	0 -57	0 -89	0 -140	0 -230
355	400														
400	450	-1500 -2470	-440 -1070	-230 -270	-135 -175	-68 -95	- 68 -108	-20 -47	-20 -60	0 -27	0 -40	0 -63	0 -97	0 -155	0 -250
450	500														

housing bore dimensional tolerance

diameter category mm		E10	E11	F6	F7	F8	G6	G7	H5	H6	H7	H8	H9	H10
greater than	or less	upper lower	upper lower	upper lower	upper lower	upper lower	upper lower	upper lower	upper lower	upper lower	upper lower	upper lower	upper lower	upper lower
3	6	+ 68 + 20	+ 95 + 20	+ 18 + 10	+ 22 + 10	+ 28 + 10	+12 + 4	+16 + 4	+5 0	+ 8 0	+12 0	+18 0	+ 30 0	+ 48 0
6	10	+ 83 + 25	+115 + 25	+ 22 + 13	+ 28 + 13	+ 35 + 13	+14 + 5	+20 + 5	+6 0	+ 9 0	+15 0	+22 0	+ 36 0	+ 58 0
10	14	+102 + 32	+142 + 32	+ 27 + 16	+ 34 + 16	+ 43 + 16	+17 + 6	+24 + 6	+8 0	+11 0	+18 0	+27 0	+ 43 0	+ 70 0
14	18													
18	24	+124 + 40	+170 + 40	+ 33 + 20	+ 41 + 20	+ 53 + 20	+20 + 7	+28 + 7	+9 0	+13 0	+21 0	+33 0	+ 52 0	+ 84 0
24	30													
30	40	+150 + 50	+210 + 50	+ 41 + 25	+ 50 + 25	+ 64 + 25	+25 + 9	+34 + 9	+11 0	+16 0	+25 0	+39 0	+ 62 0	+100 0
40	50													
50	65	+180 + 60	+250 + 60	+ 49 + 30	+ 60 + 30	+ 76 + 30	+29 +10	+40 +10	+13 0	+19 0	+30 0	+46 0	+ 74 0	+120 0
65	80													
80	100	+212 + 72	+292 + 72	+ 58 + 36	+ 71 + 36	+ 90 + 36	+34 +12	+47 +12	+15 0	+22 0	+35 0	+54 0	+ 87 0	+140 0
100	120													
120	140	+245 + 85	+335 + 85	+ 68 + 43	+ 83 + 43	+106 + 43	+39 +14	+54 +14	+18 0	+25 0	+40 0	+63 0	+100 0	+160 0
140	160													
160	180													
180	200	+285 +100	+390 +100	+ 79 + 50	+ 96 + 50	+122 + 50	+44 +15	+61 +15	+20 0	+29 0	+46 0	+72 0	+115 0	+185 0
200	225													
225	250													
250	280	+320 +110	+430 +110	+ 88 + 56	+108 + 56	+137 + 56	+49 +17	+69 +17	+23 0	+32 0	+52 0	+81 0	+130 0	+210 0
280	315													
315	355	+355 +125	+485 +125	+ 98 + 62	+119 + 62	+151 + 62	+54 +18	+75 +18	+25 0	+36 0	+57 0	+89 0	+140 0	+230 0
355	400													
400	450	+385 +135	+535 +135	+108 + 68	+131 + 68	+165 + 68	+60 +20	+83 +20	+27 0	+40 0	+63 0	+97 0	+155 0	+250 0
450	500													

TECHNICAL REFERENCE

js5	js6	j5	j6	k5	k6	m5	m6	n5	n6	p5	p6	r6	r7	diameter category mm	
upper	lower	upper	lower	upper	lower	upper	lower	upper	lower	upper	lower	upper	lower	greater than	or less
± 2.5	± 4	+ 3 - 2	+ 6 - 2	+ 6 + 1	+ 9 + 1	+ 9 + 4	+12 + 4	+13 + 8	+16 + 8	+17 +12	+ 20 + 12	+ 23 + 15	+ 27 + 15	3	6
± 3	± 4.5	+ 4 - 2	+ 7 - 2	+ 7 + 1	+10 + 1	+12 + 6	+15 + 6	+16 +10	+19 +10	+21 +15	+ 24 + 15	+ 28 + 19	+ 34 + 19	6	10
± 4	± 5.5	+ 5 - 3	+ 8 - 3	+ 9 + 1	+12 + 1	+15 + 7	+18 + 7	+20 +12	+23 +12	+26 +18	+ 29 + 18	+ 34 + 23	+ 41 + 23	10 14	14 18
± 4.5	± 6.5	+ 5 - 4	+ 9 - 4	+11 + 2	+15 + 2	+17 + 8	+21 + 8	+24 +15	+28 +15	+31 +22	+ 35 + 22	+ 41 + 28	+ 49 + 28	18 24	24 30
± 5.5	± 8	+ 6 - 5	+11 - 5	+13 + 2	+18 + 2	+20 + 9	+25 + 9	+28 +17	+33 +17	+37 +26	+ 42 + 26	+ 50 + 34	+ 59 + 34	30 40	40 50
± 6.5	± 9.5	+ 6 - 7	+12 - 7	+15 + 2	+21 + 2	+24 +11	+30 +11	+33 +20	+39 +20	+45 +32	+ 51 + 32	+ 60 + 41 + 62 + 43	+ 71 + 41 + 73 + 43	50 65	65 80
± 7.5	±11	+ 6 - 9	+13 - 9	+18 + 3	+25 + 3	+28 +13	+35 +13	+38 +23	+45 +23	+52 +37	+ 59 + 37	+ 73 + 51 + 76 + 54	+ 86 + 51 + 89 + 54	80 100	100 120
± 9	±12.5	+ 7 -11	+14 -11	+21 + 3	+28 + 3	+33 +15	+40 +15	+45 +27	+52 +27	+61 +43	+ 68 + 43	+ 88 + 63 + 90 + 65 + 93 + 68	+103 + 63 +105 + 65 +108 + 68	120 140 160	140 160 180
±10	±14.5	+ 7 -13	+16 -13	+24 + 4	+33 + 4	+37 +17	+46 +17	+51 +31	+60 +31	+70 +50	+ 79 + 50	+106 + 77 +109 + 80 +113 + 84	+123 + 77 +126 + 80 +130 + 84	180 200 225	200 225 250
±11.5	±16	+ 7 -16	+16 -16	+27 + 4	+36 + 4	+43 +20	+52 +20	+57 +34	+66 +34	+79 +56	+ 88 + 56	+126 + 94 +130 + 98	+146 + 94 +150 + 98	250 280	280 315
±12.5	±18	+ 7 -18	+18 -18	+29 + 4	+40 + 4	+46 +21	+57 +21	+62 +37	+73 +37	+87 +62	+ 98 + 62	+144 +108 +150 +114	+165 +108 +171 +114	315 355	355 400
±13.5	±20	+ 7 -20	+20 -20	+32 + 5	+45 + 5	+50 +23	+63 +23	+67 +40	+80 +40	+95 +68	+108 + 68	+166 +126 +172 +132	+189 +126 +195 +132	400 450	450 500

JS6	JS7	J6	J7	K6	K7	M6	M7	N6	N7	P6	P7	R6	R7	diameter category mm	
upper	lower	upper	lower	upper	lower	upper	lower	upper	lower	upper	lower	upper	lower	greater than	or less
± 4	± 6	+ 5 - 3	+ 6 - 6	+ 2 - 6	+ 3 - 9	- 1 - 9	0 -12	- 5 -13	- 4 -16	- 9 -17	- 8 - 20	- 12 - 20	- 11 - 23	3	6
± 4.5	± 7.5	+ 5 - 4	+ 8 - 7	+ 2 - 7	+ 5 -10	- 3 -12	0 -15	- 7 -16	- 4 -19	-12 -21	- 9 - 24	- 16 - 25	- 13 - 28	6	10
± 5.5	± 9	+ 6 - 5	+10 - 8	+ 2 - 9	+ 6 -12	- 4 -15	0 -18	- 9 -20	- 5 -23	-15 -26	- 11 - 29	- 20 - 31	- 16 - 34	10 14	14 18
± 6.5	±10.5	+ 8 - 5	+12 - 9	+ 2 -11	+ 6 -15	- 4 -17	0 -21	-11 -24	- 7 -28	-18 -31	- 14 - 35	- 24 - 37	- 20 - 41	18 24	24 30
± 8	±12.5	+10 - 6	+14 -11	+ 3 -13	+ 7 -18	- 4 -20	0 -25	-12 -28	- 8 -33	-21 -37	- 17 - 42	- 29 - 45	- 25 - 50	30 40	40 50
± 9.5	±15	+13 - 6	+18 -12	+ 4 -15	+ 9 -21	- 5 -24	0 -30	-14 -33	- 9 -39	-26 -45	- 21 - 51	- 35 - 54 - 37 - 56	- 30 - 60 - 32 - 62	50 65	65 80
±11	±17.5	+16 - 6	+22 -13	+ 4 -18	+10 -25	- 6 -28	0 -35	-16 -38	-10 -45	-30 -52	- 24 - 59	- 44 - 66 - 47 - 69	- 38 - 73 - 41 - 76	80 100	100 120
±12.5	±20	+18 - 7	+26 -14	+ 4 -21	+12 -28	- 8 -33	0 -40	-20 -45	-12 -52	-36 -61	- 28 - 68	- 56 - 81 - 58 - 83 - 61 - 86	- 48 - 88 - 50 - 90 - 53 - 93	120 140 160	140 160 180
±14.5	±23	+22 - 7	+30 -16	+ 5 -24	+13 -33	- 8 -37	0 -46	-22 -51	-14 -60	-41 -70	- 33 - 79	- 68 - 97 - 71 -100 - 75 -104	- 60 -106 - 63 -109 - 67 -113	180 200 225	200 225 250
±16	±26	+25 - 7	+36 -16	+ 5 -27	+16 -36	- 9 -41	0 -52	-25 -57	-14 -66	-47 -79	- 36 - 88	- 85 -117 - 89 -121	- 74 -126 - 78 -130	250 280	280 315
±18	±28.5	+29 - 7	+39 -18	+ 7 -29	+17 -40	-10 -46	0 -57	-26 -62	-16 -73	-51 -87	- 41 - 98	- 97 -133 -103 -139	- 87 -144 - 93 -150	315 355	355 400
±20	±31.5	+33 - 7	+43 -20	+ 8 -32	+18 -45	-10 -50	0 -63	-27 -67	-17 -80	-55 -95	- 45 -108	-113 -153 -119 -159	-103 -166 -109 -172	400 450	450 500